


Draw your own picture here!

for more fun coloring book pages visit

Crayola.com


KRISTINE'S ADVENTURE'S IN CRAYOLA LAND



by Kristine Jenniges




Join me on my
adventure through crayola land.
You may use anything you wish to
color my world. If you grew up in the
late 1980's early 1990's then you
may also find yourself on a jaunt
through memory lane.
Now. Come on. Lets go!







Wow, Toto. I think there's been a blizzard!



Now we have to find our way through the snow



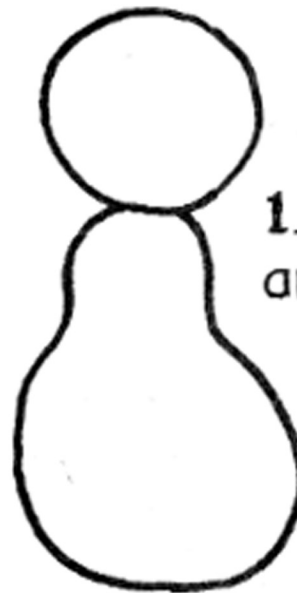
help me find my way to crayolaland!



Drawing is fun

Snowman

1. Draw a pear and a circle.



2. Add the hat, arm and broom.




3. Add the eyes, nose and pipe.



4. Put in the background and black.







dear kristine,

6 ☀ 2 ○ △ ✎ ○ 1

🏠 ☀ 🧚 ✎ 🌸 ☀ 🌙 ☀ △ 😊 ≈ ~

😊 ≈ 6 ☀ 2 △

🌸 ☀ 🌙 ☀ △ 😊 ≈ ~ 🌸 ☀ ☀ 🌈

○ ☾ ☾ ○ ☾ ☀ ≈ ~


your friend,
Glinda

CODE:

- | | | | |
|------|------|------|------|
| A= ○ | I= 😊 | Q= □ | Y= 6 |
| B= 🌸 | J= ☆ | R= △ | Z= 7 |
| C= 🌼 | K= 🌈 | S= 🌲 | |
| D= 😺 | L= 🌙 | T= 1 | |
| E= ✎ | M= 🧚 | U= 2 | |
| F= 👁 | N= ≈ | V= 3 | |
| G= ~ | O= ☀ | W= 4 | |
| H= 🏠 | P= 🧚 | X= 5 | |

Just for fun find waldo anyways,
he's hiding on one of the coloring pages.









Wow, look at all the ponies!



Maybe Rainbow Brite will give us a ride.






Ahh! We're going to crash!


I'm feeling a little disconnected.
Help me connect myself together.

oops, there are no numbers!
start wherever you wish.








Look, it's Ariel and the snorks!




Ha Ha! Look at those fish biting that cat's toes.






Thanks, Guys for
dropping me off.



Look, there's a strawberry field.
Let's eat some strawberries.



Wow, I'm tired now.
I guess I wasn't the only one!



Look, it's Mr McFeely
with a letter for me.



Drawing a donkey



1. Draw the nose.



2. Add the eye, ears and jaw line.



3. Draw the body and legs.



4. Add the mane and tail.